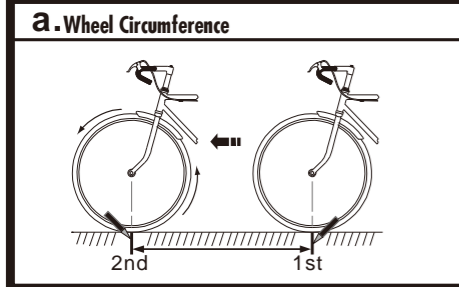
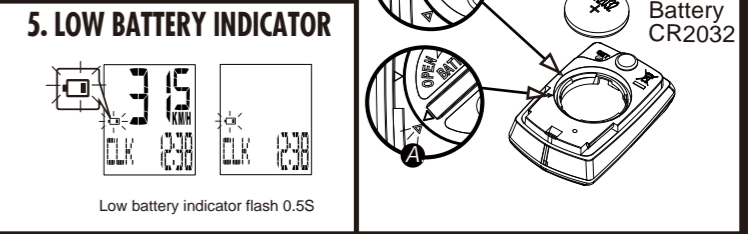
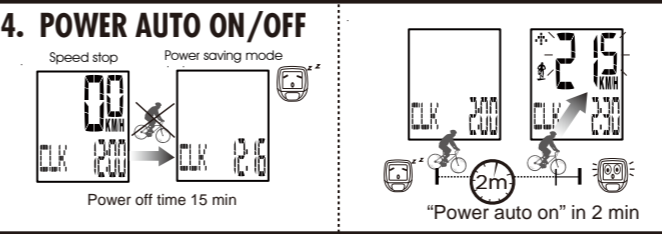
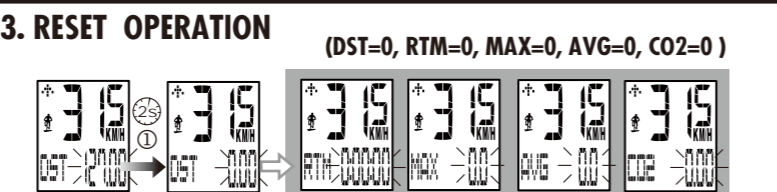
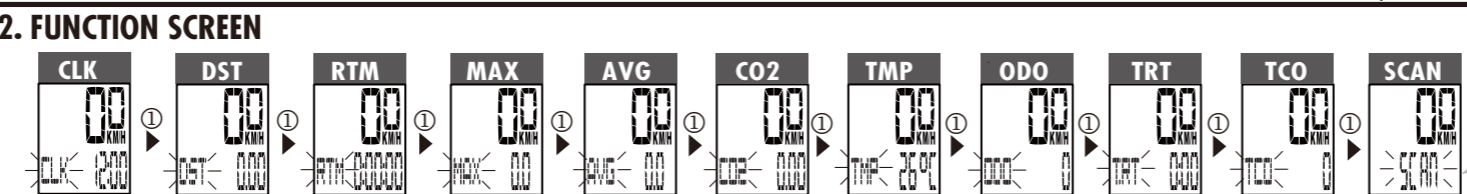
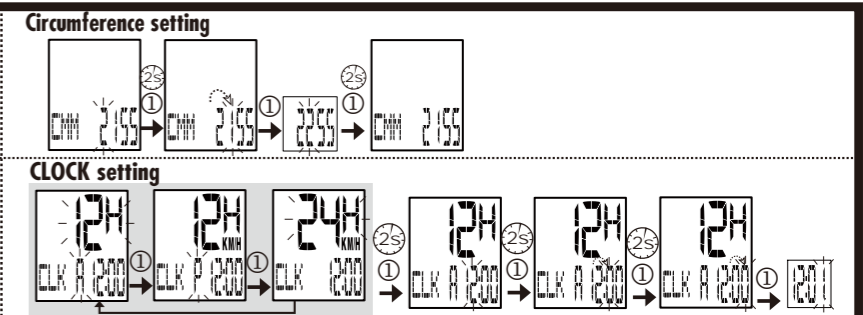
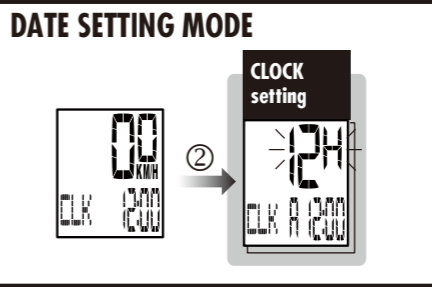
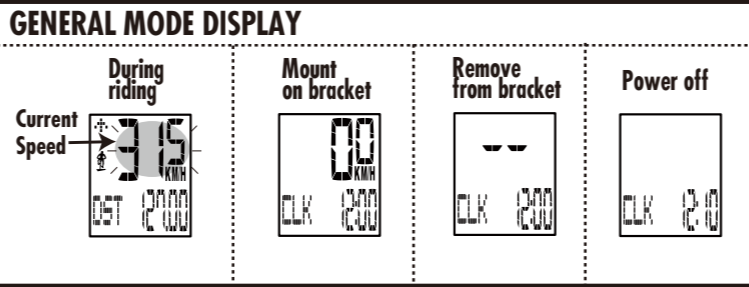


1. MAIN UNIT SETUP
MEANS PRESS BUTTON N MORE THAN 2 SECONDS.
MEANS PRESS BUTTON N QUICKLY
{N=KEYNUMBER: MODE Button, SET Button}



b. Popular Tires Circumference Reference Table with columns for Tire Size and Circumference Number.



Specification table with columns for Functions and Specification, listing various metrics like speed, distance, and CO2 saving.

English section containing detailed instructions for MAIN UNIT SETUP, FUNCTION SCREEN, RESET OPERATION, POWER AUTO ON/OFF, LOW BATTERY INDICATOR, WHEEL CIRCUMFERENCE, POPULAR TIRES CIRCUMFERENCE REFERENCE TABLE, GENERAL MODE DISPLAY, DATE SETTING MODE, and TROUBLE SHOOTING.

Italiano section containing detailed instructions for MAIN UNIT SETUP, FUNCTION SCREEN, RESET OPERATION, POWER AUTO ON/OFF, LOW BATTERY INDICATOR, WHEEL CIRCUMFERENCE, POPULAR TIRES CIRCUMFERENCE REFERENCE TABLE, GENERAL MODE DISPLAY, DATE SETTING MODE, and TROUBLE SHOOTING.

Deutsch section containing detailed instructions for MAIN UNIT SETUP, FUNCTION SCREEN, RESET OPERATION, POWER AUTO ON/OFF, LOW BATTERY INDICATOR, WHEEL CIRCUMFERENCE, POPULAR TIRES CIRCUMFERENCE REFERENCE TABLE, GENERAL MODE DISPLAY, DATE SETTING MODE, and TROUBLE SHOOTING.

Trouble shooting section with a table of problems and solutions, including battery issues, display problems, and sensor malfunctions.

English section containing detailed instructions for MAIN UNIT SETUP, FUNCTION SCREEN, RESET OPERATION, POWER AUTO ON/OFF, LOW BATTERY INDICATOR, WHEEL CIRCUMFERENCE, POPULAR TIRES CIRCUMFERENCE REFERENCE TABLE, GENERAL MODE DISPLAY, DATE SETTING MODE, and TROUBLE SHOOTING.

Italiano section containing detailed instructions for MAIN UNIT SETUP, FUNCTION SCREEN, RESET OPERATION, POWER AUTO ON/OFF, LOW BATTERY INDICATOR, WHEEL CIRCUMFERENCE, POPULAR TIRES CIRCUMFERENCE REFERENCE TABLE, GENERAL MODE DISPLAY, DATE SETTING MODE, and TROUBLE SHOOTING.

Deutsch section containing detailed instructions for MAIN UNIT SETUP, FUNCTION SCREEN, RESET OPERATION, POWER AUTO ON/OFF, LOW BATTERY INDICATOR, WHEEL CIRCUMFERENCE, POPULAR TIRES CIRCUMFERENCE REFERENCE TABLE, GENERAL MODE DISPLAY, DATE SETTING MODE, and TROUBLE SHOOTING.

Trouble shooting section with a table of problems and solutions, including battery issues, display problems, and sensor malfunctions.

English section containing detailed instructions for MAIN UNIT SETUP, FUNCTION SCREEN, RESET OPERATION, POWER AUTO ON/OFF, LOW BATTERY INDICATOR, WHEEL CIRCUMFERENCE, POPULAR TIRES CIRCUMFERENCE REFERENCE TABLE, GENERAL MODE DISPLAY, DATE SETTING MODE, and TROUBLE SHOOTING.

Italiano section containing detailed instructions for MAIN UNIT SETUP, FUNCTION SCREEN, RESET OPERATION, POWER AUTO ON/OFF, LOW BATTERY INDICATOR, WHEEL CIRCUMFERENCE, POPULAR TIRES CIRCUMFERENCE REFERENCE TABLE, GENERAL MODE DISPLAY, DATE SETTING MODE, and TROUBLE SHOOTING.

Deutsch section containing detailed instructions for MAIN UNIT SETUP, FUNCTION SCREEN, RESET OPERATION, POWER AUTO ON/OFF, LOW BATTERY INDICATOR, WHEEL CIRCUMFERENCE, POPULAR TIRES CIRCUMFERENCE REFERENCE TABLE, GENERAL MODE DISPLAY, DATE SETTING MODE, and TROUBLE SHOOTING.

Trouble shooting section with a table of problems and solutions, including battery issues, display problems, and sensor malfunctions.

